

Parking Solutions



tuned to you



tuned

To you who think big, to your town and your customers,
today seeking to build a better future for tomorrow.

To you who do not want to create barriers,
but accessibility and safety.

To you who speak the language of design
constantly seeking the taste for beauty.

These words are dedicated to you.

We at Bft decided to write to you, describing on these pages what we mean
by innovation in the world of parking. We want to talk to you about
solutions for businesses, historic centres and supermarkets, showing how
it is possible to turn the parking area into the first calling card for customers.

Reserve a space via SMS? Recognise those entering the outside yard of a firm
and direct them to the right place? Effectively manage different hourly rates?
With Bft all this is now possible.

Thanks to careful research based on attention to detail and efficiency, we have
created different combinations, that are always synergistic.
All our solutions have been designed to meet your needs, through a careful
study of the many variables possible in every parking area.
Some of them are illustrated here.

Bft parking solutions:
with us, every place is good for stopping.

Requirements

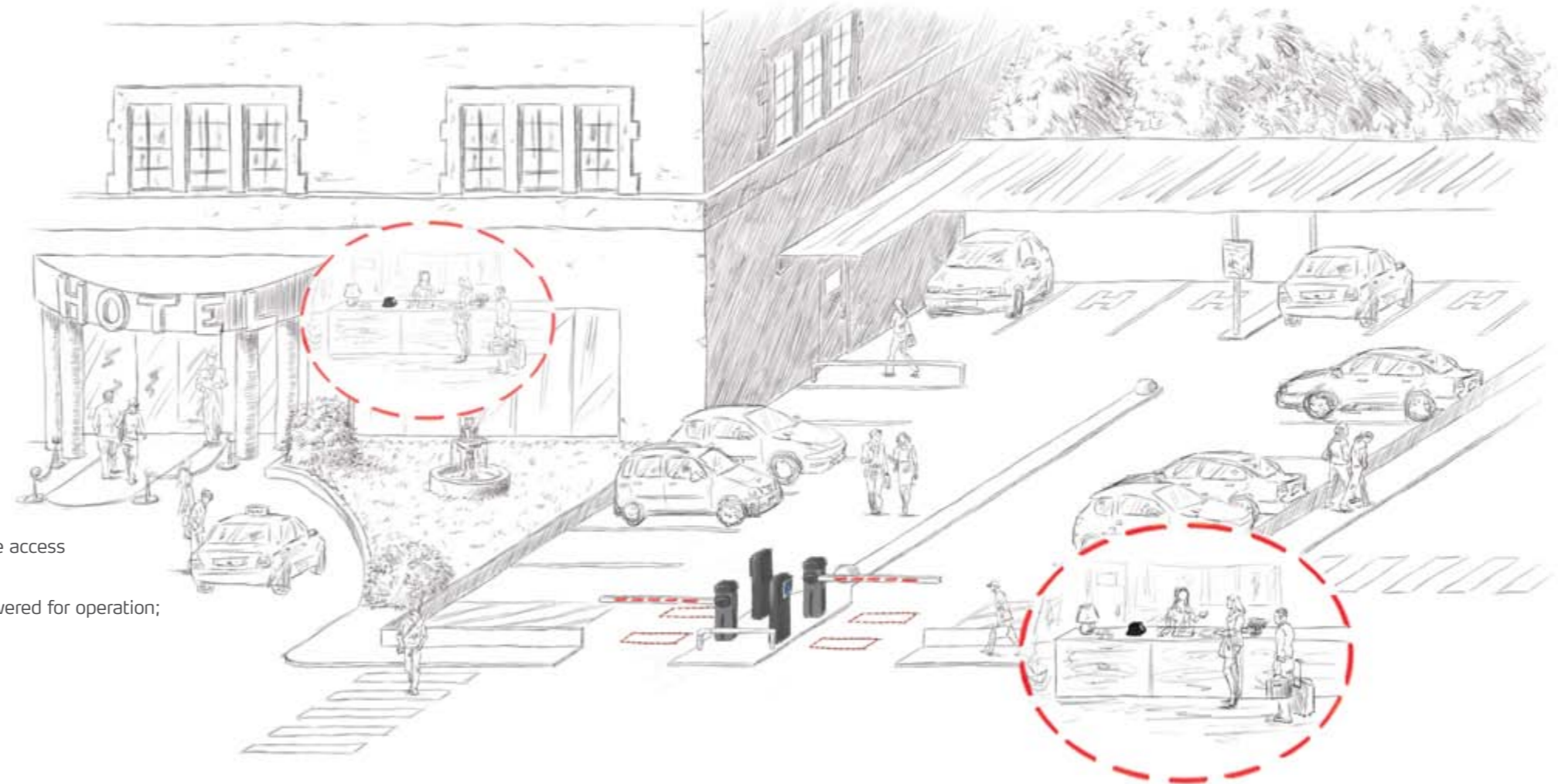
Effectively manage the parking facilities for guests through:

- The creation of subscriptions with 2D tickets for hotel guests, valid for the duration of their stay.
- The free access by badge for employees.

Solution

Installation of an ESPAS 20 solution.

- Through the ESPAS 20 T validator the Hotel manager can create subscriptions with 2D tickets valid for the duration of the stay of guests.
- With the proximity card reader Proximity placed in the ESPAS 20, employees have access to the car park by holding the badge in the entry column.
- Plug and play: the entry and exit stations are stand alone, and only have to be powered for operation; the stations are entirely programmed on the premises.



Identified system

- | | |
|--------------------------|------------------------------|
| 1 Espas 20 I | 1 Espas 20 T manned pay desk |
| 1 Espas 20 U | 2 Safety loops |
| 2 Giotto 30S bt barriers | 2 Vehicle detector loops |



Espas 20 I/U

- Stand Alone
- RFID proximity reader
- 2D fanfold ticket print-reader



Espas 20 T

- Manned pay desk
- Up to 7 days subscriptions in 2D fanfold tickets



Giotto 30S Bt barrier

- Barrier for intensive use
- Useful passage up to 3m
- Opening time 2.5s
- Impact reaction: inversion

Requirements

Reserve the parking for customers of the supermarket through:

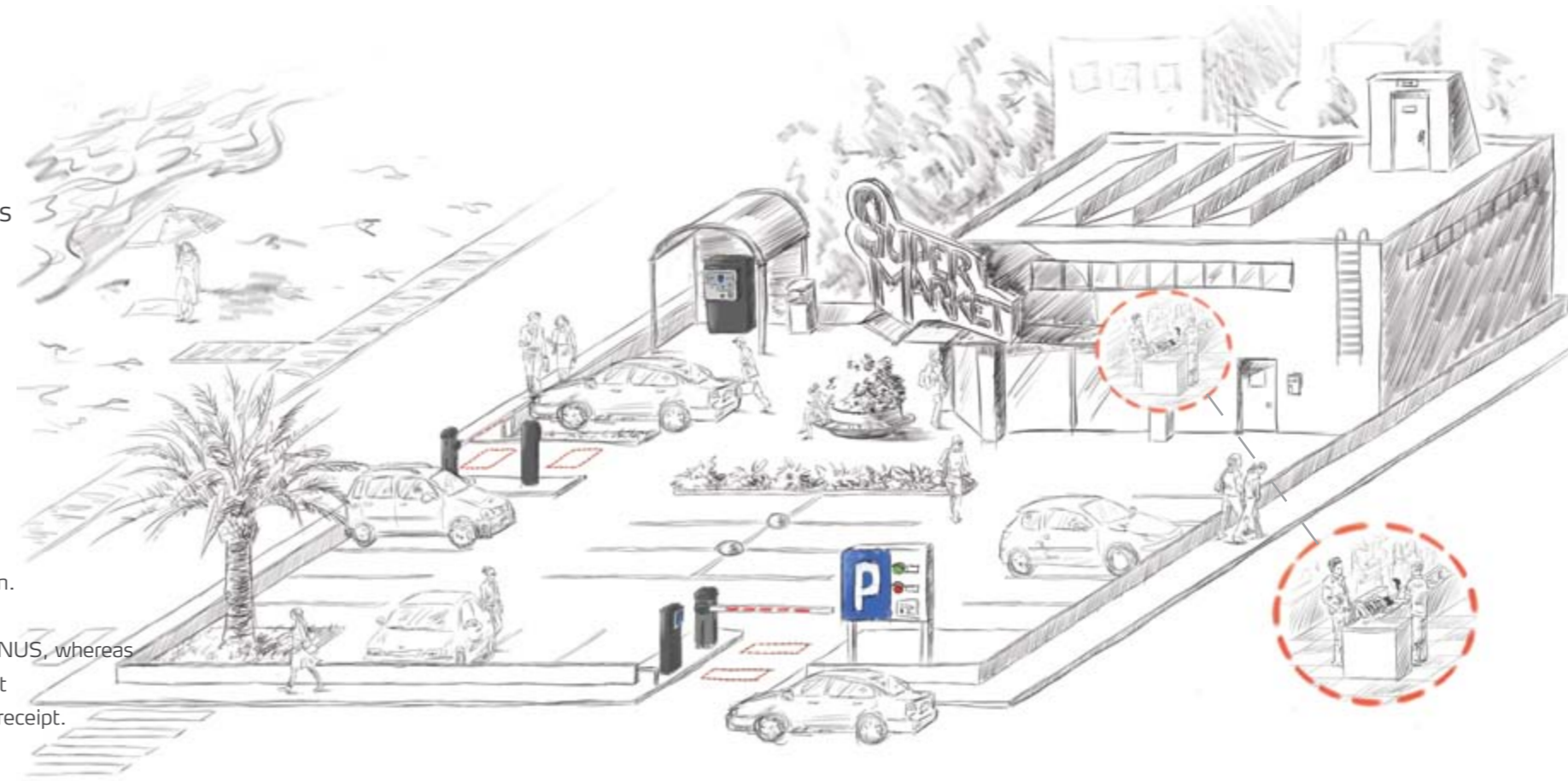
- The differentiation of the charge for supermarket customers, car park users only, and employees;
- The free parking for customers.

Solution

Installation of an ESPAS 30 solution.

The different rates are programmed for:

- **EMPLOYEES:** access by holding an RFID badge near the proximity reader at the ESPAS 30I station.
- **CAR PARK USERS:** payment of the ticket in the ESPAS 30P automatic payment machine.
- **SUPERMARKET CUSTOMERS:** free, the ticket is validated by the operator at the validator BC BONUS, whereas parking is free for the whole day for customers who have spent more than € x. For those who spent less than the fixed amount, exiting is free if occurring within one hour of issue of the Supermarket receipt.



Identified system (up to 1000 access)

- | | |
|--|--------------------------|
| 1 Espas 30 I | 1 Indicator panel |
| 1 Espas 30 U | 2 Vehicle detector loops |
| 1 Automatic payment machine 30P cc | 2 Safety loops |
| 1 BC bonus on-line automatic validator | 2 Giotto 30S Bt barriers |
| 1 POS Server | |

Identified system (more than 1000 access)

- | | |
|--|--------------------------|
| 1 Espas 30 I | 1 Indicator panel |
| 1 Espas 30 U | 2 Vehicle detector loops |
| 1 Automatic payment machine 30P cc | 2 Safety loops |
| 1 BC bonus on-line automatic validator | 2 Night&day barriers |
| 1 POS Server | |

	<p>Espas 30 I/U</p> <ul style="list-style-type: none"> → Wired system → RFID proximity reader → 2D fanfold ticket print-reader 	 <p>Indicator panel</p> <ul style="list-style-type: none"> → Red/green traffic light → 220V power supply → integrable in entry station via relay
	<p>Espas 30 P CC Automatic payment machine</p> <ul style="list-style-type: none"> → Wired system → 2D fanfold ticket print-reader → Credit card reading → Digital intercom 	 <p>Giotto 30S Bt barrier (up to 1000 access)</p> <ul style="list-style-type: none"> → Barrier for intensive use → Useful passage up to 3m → Opening time 2.5s → Impact reaction: inversion
	<p>BC bonus on-line automatic validator</p> <ul style="list-style-type: none"> → Desktop ticket validator with programmable scanner gun → RS485 serial interface <p>POS Server</p> <ul style="list-style-type: none"> → Manned pay station 	 <p>Night&Day barrier (more than 1000 access)</p> <ul style="list-style-type: none"> → Barrier for very intensive use → For useful passages up to 3 m


Requirements

- Given the particular location of the car park, the primary need is to carry out installation without defacing public property by digging or invasive works, but at the same time have a system that manages different hourly rates.

Solution

Installation of an ESPAS 20 solution.

- Easy installation: the stations are stand-alone and do not require any wiring but only the power supply.
- Plug and play: the stations are fully programmed on the premises, therefore once powered, the system is ready to use. The system manages different hourly rates, reads subscriptions on RFID proximity cards (e.g. for residents).



Identified system

- | | |
|---------------------------------------|--------------------------|
| 1 Espas 20I | 2 Night&Day barriers |
| 1 Espas 20U | 2 Vehicle detector loops |
| 1 Espas 20P automatic payment machine | 2 Safety loops |

Other products

- 2 Stopy bollards



Espas 20 I/U

- Stand Alone
- RFID proximity reader
- 2D fanfold ticket print-reader



Espas 20 P Automatic payment machine

- Stand Alone
- 2D fanfold ticket print-reader
- Complies with European standards for the disabled



Night&Day barrier

- Barrier for very intensive use
- For useful passages up to 3 m


Requirements

- Be able to rely on a system that is easy to install, inexpensive, and easy to manage.
- The ramp operator intends requesting a flat rate payment for accessing the ramp.

Solution

Installation of an ESPAS 10 solution.

- Installation of one ESPAS 10 MONEY BOX column and two barriers: one at the entry station, that rises when the lump-sum payment is made, and one at the exit, that opens when the car goes over the loops.



Identified system

- | | |
|--------------------------|--------------------------|
| 1 Espas 10 money box | 2 Vehicle detector loops |
| 2 Giotto 30S Bt barriers | 2 Safety loops |



Espas 10 money box

- Payment with coins, fixed rate
- Front opening to facilitate service and maintenance



Giotto 30S Bt barrier

- Barrier for intensive use
- Useful passage up to 3m
- Opening time 2.5s
- Impact reaction: inversion

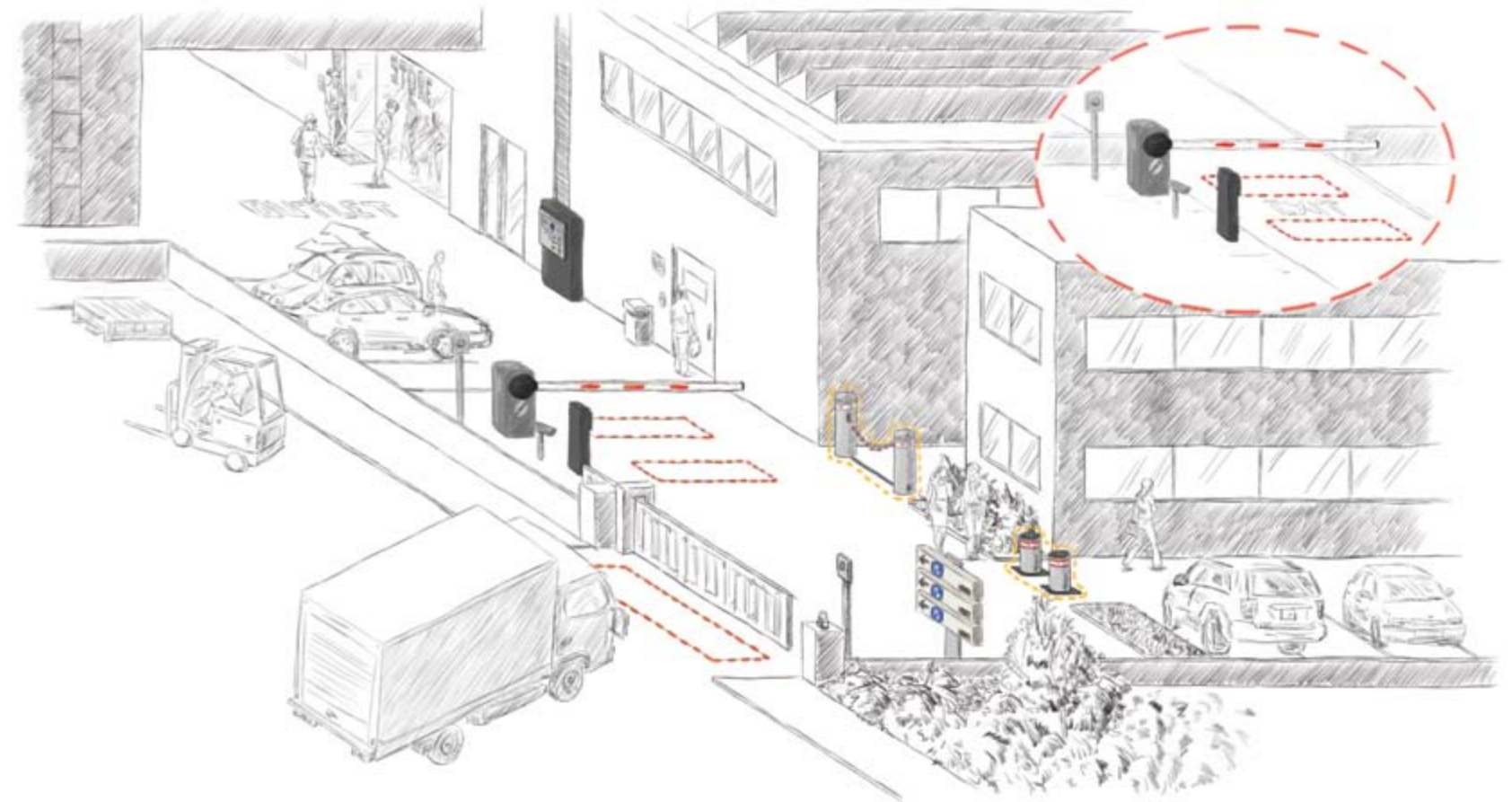
Requirements

- Manage the parking area of an industrial plant, identifying vehicles for goods unloading, vehicles of employees, those of management and visitors and store's customers.
- Each user category must have access to the appropriate parking area.

Solution

Installation of an ESPAS 30 solution.

- **EMPLOYEES:** they are given a passive tag to keep in the car. Access is allowed after reading of the device by the TUVA system.
- **MANAGEMENT:** the reading of TAGS reserved for management allows cars in this category to access the dedicated area, thanks to lowering of the bollard that delimits the area.
- **REGULAR GOODS UNLOADING VEHICLES/EXPECTED VISITORS:** the number-plates of these vehicles are stored in the system which will allow them to reach the destination area.
- **ONE-OFF GOODS UNLOADING VEHICLES/OCCASIONAL VISITORS:** through the ESPAS 30I intercom they can inform the secretary's office which will validate the single pass, memorising the number-plate to allow exiting.
- **CUSTOMERS:** they collect the entry ticket at the ESPAS 30I station. Payment is made at the ESPAS 30P automatic payment machine.




Identified system

- | | |
|-------------------------------------|------------------------------|
| 1 Espas 30 I with Intercom | 2 Night&Day barriers |
| 1 Espas 30 U | 50 Passive tags |
| 1 Automatic payment machine 30 P CC | 2 Anpr readers (Cctv Camera) |
| 1 Indicator panel | 2 Vehicle detector loops |
| 2 Tuva readers | 2 Safety loops |

Other products

- | | |
|----------|-------------------|
| 1 Privée | 2 Stoppy bollards |
|----------|-------------------|

	<p>Espas 30 I/U</p> <ul style="list-style-type: none"> → Wired system → RFID proximity reader → 2D fanfold ticket print-reader 		<p>Indicator panel</p> <ul style="list-style-type: none"> → Two/Three/Four Indicator turn signal panels with 3led digits
	<p>Espas 30 P CC Automatic payment machine</p> <ul style="list-style-type: none"> → Wired system → 2D fanfold ticket print-reader → Credit card reading → Digital intercom 		<p>ANPR System</p> <ul style="list-style-type: none"> → Reading of number-plate on entry by high-definition Ethernet camera
	<p>TUVA</p> <ul style="list-style-type: none"> → mid-range passive UHF tag reading system <p>TAG TUVA</p> <ul style="list-style-type: none"> → adhesive strip for placing on windscreen 		<p>Night&Day barrier</p> <ul style="list-style-type: none"> → Barrier for very intensive use → For useful passages up to 3 m <p>POS Client and Server</p> <ul style="list-style-type: none"> → Manned pay station including of PC with Windows 7 Professional OS and Janica software license for parking system management → Pc Server with Windows Server 2012 and Database licence

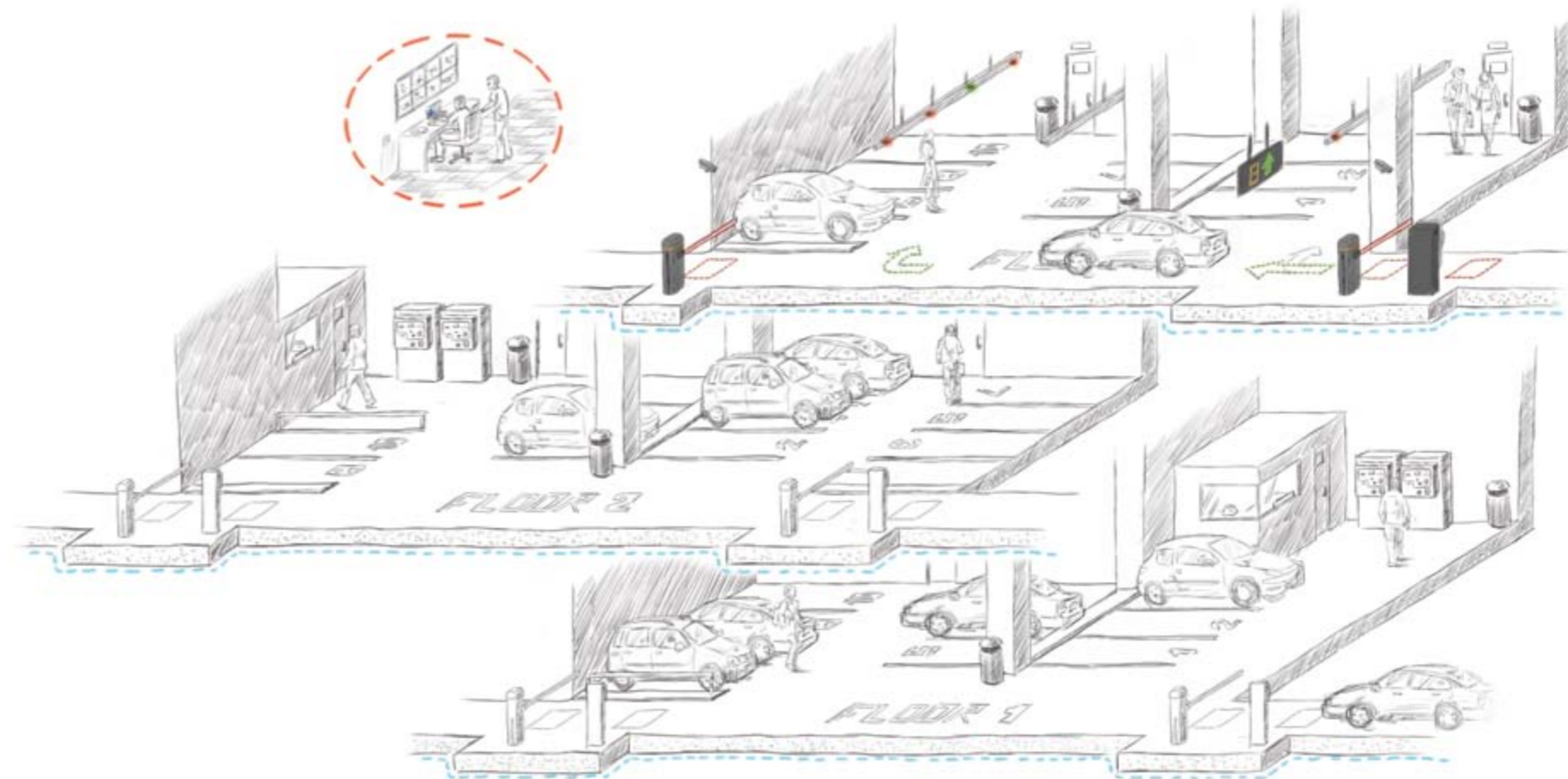
Requirements

- The car park must be remotely managed, with open and free access, but only for vehicles with number-plates recorded in the system.
- Immediate identification of the reserved parking area by the driver.

Solution

Installation of an ESPAS 30 ANPR solution.

- The camera reads the number-plate of the car entering and, finding a match with the number-plates recorded via the server, controls barrier opening. On opening of the barrier the car follows the directions of the SPACE SIGNAGE KIT, until reaching the reserved parking area, indicated with a green light thanks to the SINGLE SPACE MANAGEMENT SYSTEM.



Single space management system

- Parking space monitoring by ultrasonic sensors



Indicator panel

- Two/Three/Four Indicator turn signal panels with 3led digits



Parking space availability signage

- Fast and effective signalling of information on parking availability



ANPR System

- Reading of number-plate on entry by high-definition Ethernet camera



Night&Day barrier

- Barrier for very intensive use
- For useful passages up to 3 m



Espas 30 I

- Wired system
- RFID proximity reader
- 2D fanfold ticket print-reader

Identified system

- | | |
|--------------------------|------------------------------------|
| 1 Espas 30 I | 2 Night&Day Barriers |
| 2 Anpr Readers | 1 Indicator Panel |
| 2 Vehicle Detector Loops | Single Space Management System Kit |
| 2 Safety Loops | Available Space Signage Kit |

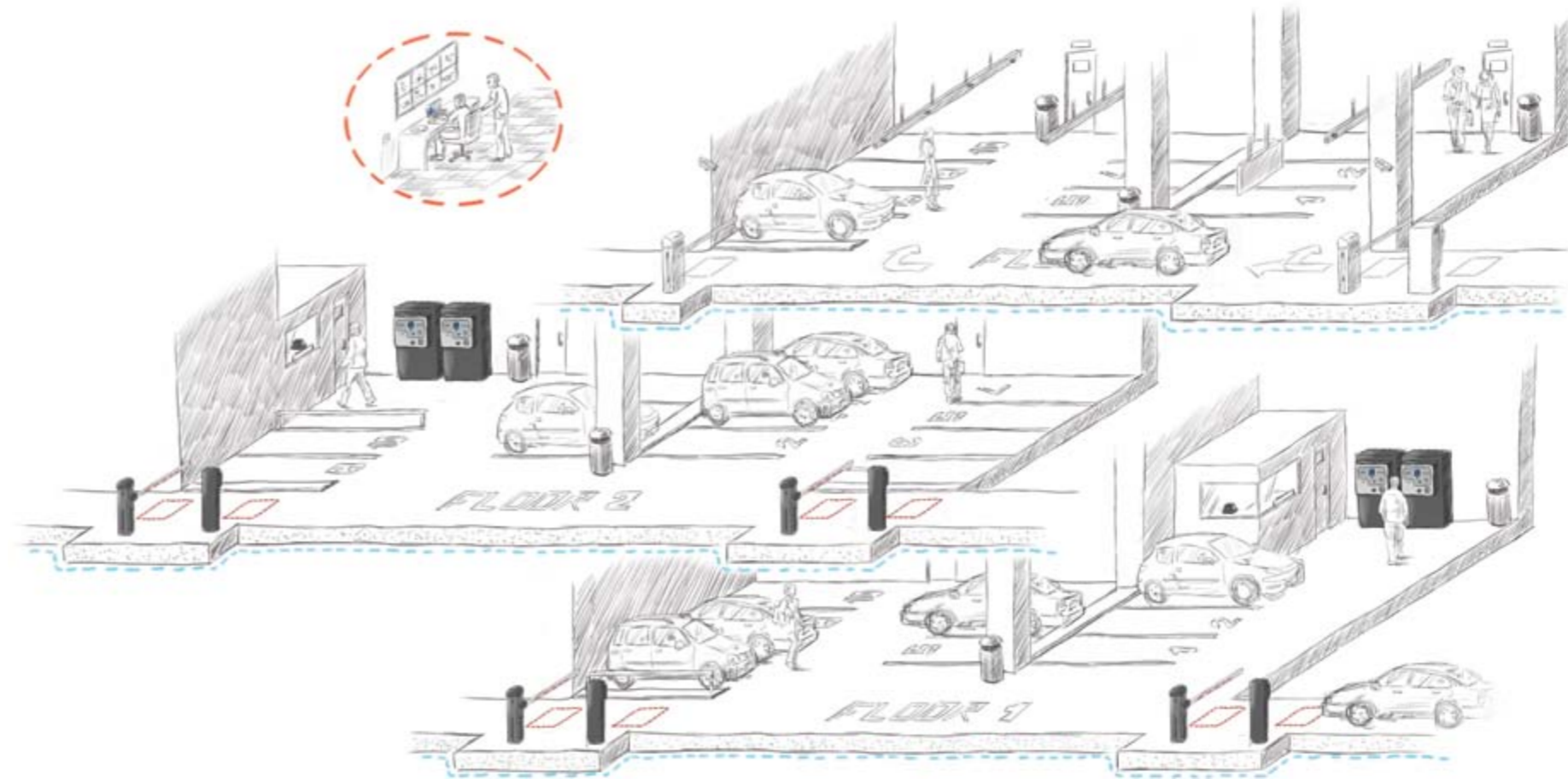
Requirements

- Manage a large car park and numerous accesses.
- Manage different hourly rates.
- Recognise particular subscriptions and external RFID cards such as the yearly theatre or stadium subscription allowing free parking.
- Acceptance of different card and paper subscriptions, also with deduction of number of accesses.

Solution

Installation of an ESPAS 30 solution.

- Install a ESPAS system. Thanks to the system software, different hourly rates and subscriptions both on card and paper can be managed. Also, the reading of various kinds of RFID cards is incorporated (e.g. free entry if in possession of the yearly theatre/stadium subscription card). The entry column reads subscriptions on paper and card, in addition to subscriptions with a limited number of accesses whereby the system deducts each access made.



Identified system

- | | |
|-------------------------------------|--------------------------|
| 2 Espas 30 I | 4 Vehicle Detector Loops |
| 2 Espas 30 U | 4 Safety Loops |
| 4 Automatic Payment Machine 30 P CC | 4 Night & Day Barriers |
| 2 Pos Client | 1 Server |



Espas 30 I/U

- Wired system
- RFID proximity reader
- 2D fanfold ticket print-reader



Night&Day barrier

- Barrier for very intensive use
- For useful passages up to 3 m



Espas 30 P CC Automatic payment machine

- Wired system
- 2D fanfold ticket print-reader
- Credit card reading
- Digital intercom



POS Client and Server

- Manned pay station including of PC with Windows 7 Professional OS and Janica software license for parking system management
- Pc Server with Windows Server 2012 and Database licence










Comparative table

	Espas 10	Espas 20	Espas 30
COMMUNICATION BETWEEN DEVICES			
Stand alone operation	X	X	-
RS485/LAN communication protocol	-	-	X
USER INTERFACE			
Alphanumeric display	-	X	X
Multi-language voice synthesis	-	-	X
SINGLE USER MANAGEMENT			
Ticket with 2D barcode	-	X	X
Courtesy time management	-	X	X
Ticket on fanfold thermal paper	-	X	X
Linear tariff linked only to the time spent in the car park	X	X	-
PERMIT USER MANAGEMENT			
Pass on ISO125KHz card	-	X	X
Permits on ISO 125KHz card	-	-	X
Permits on barcode ticket	-	X	X
Antipassback function on entry/exit station	-	X	X
Time-slot permits on iso card	-	-	X
Prepaid decremental permits on iso card (time, amount, transits)	-	-	X
Permits on "free-hand" support	-	-	X
Short-term time-slot permits on ticket	-	X	X
Short-term prepaid decremental permits on ticket (time, amount, transits)	-	X	X
Short-term permits on daily ticket	-	X	X
AUTOMATIC PAY STATION			
Alphanumeric display	-	X	-
Graphic display	-	-	X
Payment by credit card*	-	-	X
Coin payment up to 5 coins	-	X	X
Change given up to 5 coins	-	X	X
Banknote payment up to 4 banknotes	-	X	X
Change given, 1 banknote	-	X	X
Automatic coin jam clearance	-	X	X
Lost ticket function	-	X	X
Payment data re-write on ticket function	-	X	X
Receipt request	-	X	X
Secondary coin box	-	X	X
Cash movement report	-	X	X
Programmable thermostat control system	-	X	X
Control unit on Industrial PC	-	-	X
MANNED PAY STATION			
2D barcode ticket validation and issuing	-	X	X
Centralised management software	-	-	X
ISO card permit issue	-	-	X
System software management from remote station	-	-	X

Legend	
-	Not available
x	Supplied as standard
*	Credit card availability subject to service accessibility in the involved country

Configurations

CASE	KIT PROPOSED	NUMBER	CODE
HOTEL	ESPAS 20 I SNC ITC	1	BPIA210R4 (Bft)
	ESPAS 20 U	1	BPUA210R1 (Bft)
	ESPAS 20 T MANNED PAY DESK	1	BPC A 210 R2 (Bft)
	LOOPS	4	D110945 (Bft)
	GIOTTO 30S BT BARRIER	2	P940059 00002 (Bft)
SUPERMARKET (up to 1000 access)	ESPAS 30 I	1	BPIA220R1 (Bft)
	ESPAS 30 U	1	BPUA220R1 (Bft)
	AUTOMATIC PAYMENT MACHINE ESPAS 30 P CC	1	BPCA220R2 (Bft)
	INDICATOR PANEL	1	P800084 (Bft)
	BC BONUS ON-LINE AUTOMATIC VALIDATOR	1	P800086 (Bft)
	GIOTTO 30S BT BARRIER	2	P940059 00002 (Bft)
	LOOPS	4	D110945 (Bft)
SUPERMARKET (more than 1000 access)	ESPAS 30 I	1	BPIA220R1 (Bft)
	ESPAS 30 U	1	BPUA220R1 (Bft)
	AUTOMATIC PAYMENT MACHINE ESPAS 30 P CC	1	BPCA220R2 (Bft)
	INDICATOR PANEL	1	P800084 (Bft)
	BC BONUS ON-LINE AUTOMATIC VALIDATOR	1	P800086 (Bft)
	NIGHT&DAY BARRIERS	2	320050 (O&O)
	LOOPS	4	D110945 (Bft)
HISTORIC CENTRE	ESPAS 20 I	1	BPIA210R3 (Bft)
	ESPAS 20 U	1	BPUA210R2 (Bft)
	AUTOMATIC PAYMENT MACHINE ESPAS 20 P	1	BPCA210R1 (Bft)
	NIGHT&DAY BARRIERS	2	320050 (O&O)
	LOOPS	4	D110945 (Bft)
BOAT RAMP	ESPAS 10 MONEY BOX	1	BPGA210R3 (Bft)
	GIOTTO 30S BT BARRIER	2	P940059 00002 (Bft)
	LOOPS	4	D110945 (Bft)
PARKING 3 FLOOR	ANPR READERS	2	P113003 (Bft)
	INDICATOR PANEL	1	P800084 (Bft)
	ESPAS 30 I SCN ITC	1	BPIA220R4 (Bft)
	SOFTWARE JANICA	1	-
	NIGHT&DAY BARRIERS	2	320050 (O&O)
	LOOPS	4	D110945 (Bft)
	SINGLE SPACE MANAGEMENT SYSTEM KIT	1	-
	AVAILABLE SPACE SIGNAGE KIT	1	-
PARKING 1-2 FLOOR	ESPAS 30 I SCN ITC	2	BPIA220R4 (Bft)
	ESPAS 30 U ITC	2	BPUA220R2 (Bft)
	AUTOMATIC PAYMENT MACHINE ESPAS 30 P CC	4	BPCA220R2 (Bft)
	LOOPS	8	D110945 (Bft)
	NIGHT&DAY BARRIERS	4	320050 (O&O)
	POS CLIENT	2	P800085 (Bft)
	SERVER	1	P800087 (Bft)
FACILITY/STORE	ESPAS 30 I ITC	1	BPI A 220 R3 (Bft)
	ESPAS 30 U	1	B PUA220 R2 (Bft)
	AUTOMATIC PAYMENT MACHINE ESPAS 30 P CC	1	BPCA220R2 (Bft)
	LOOPS	4	D110945 (Bft)
	LETTORE TUVA	2	B PT A 201 R1 (Bft)
	PASSIVE TAGS	50	B PT A 202 R1 (Bft)
	ANPR READERS	2	P113003 (Bft)
	INDICATOR PANEL	1	P800083 00003 (Bft)
	NIGHT AND DAY BARRIERS	2	320050 (O&O)
	POS CLIENT	2	P800085 (Bft)
	SERVER	1	P800087 (Bft)

	<p>BC bonus on-line automatic validator</p> <ul style="list-style-type: none"> → Desktop ticket validator with programmable scanner gun. RS485 serial interface 		<p>POS Client and Server</p> <ul style="list-style-type: none"> → Manned pay station including of PC with Windows 7 Professional OS and Janica software license for parking system management → Pc Server with Windows Server 2012 and Database licence
	<p>Indicator panel</p> <ul style="list-style-type: none"> → Red/green traffic line → 220V power supply → integrable in entry station via relay 		<p>Single space management system</p> <ul style="list-style-type: none"> → Parking space monitoring by ultrasonic sensors
	<p>Indicator panel</p> <ul style="list-style-type: none"> → Two/Three/Four Indicator turn signal panels with 3led digits 		<p>Parking space availability signage</p> <ul style="list-style-type: none"> → Fast and effective signalling of information on parking availability
	<p>ANPR System</p> <ul style="list-style-type: none"> → Reading of number-plate on entry by high-definition Ethernet camera 		<p>ESPAS 20 T</p> <ul style="list-style-type: none"> → Manned pay desk → Up to 7 days subscriptions in 2D fanfold tickets
	<p>TUVA</p> <ul style="list-style-type: none"> → mid-range passive UHF tag reading system <p>TAG TUVA</p> <ul style="list-style-type: none"> → adhesive strip for placing on windscreen 		<p>Safety/Detector Loops</p> <ul style="list-style-type: none"> → Magnetic loop detector

Bft, tuned to you

With Bft, your job gets easier.

Because we don't just create "good" products, that work pretty well.

Our thinking is beyond the short-term.

We are conceiving, designing and creating high-tech solutions that are as advanced and effective as they are reliable and long-lasting.

Because we want to provide tools and services that truly are innovative, that will improve your performance and enhance your skills; and that will make your business easier, increasing its profitability.

Because our focus is on Quality with a capital Q.

We just won't settle for less.

to you

The contents of this catalogue (images, technical descriptions, illustrations) are the exclusive property of Bft s.p.a. Reproduction in any form and on any medium is forbidden. Copyright 2013. All rights reserved.
The data in this publication are to be considered as indicative. Bft reserves the right to make any changes without prior notice.

Bft Spa
Via Lago di Vico, 44
36015 Schio (VI)
T +39 0445 69 65 11
F +39 0445 69 65 22

→ www.bftautomation.com